

# DISK


Design:2011

## Application

Kitchen

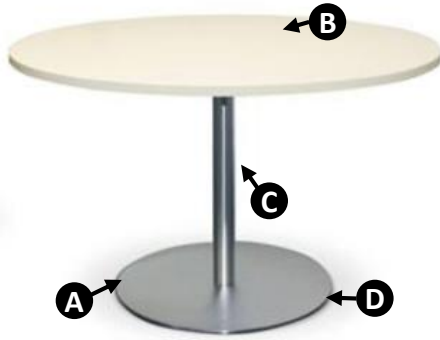
Meeting

Breakout





# DISK



A – Brushed 304 stainless steel

B – Work tops in various sizes

C – Lock pin upright column

D – Floor levellers



### DK6-9/425

- \*425mm High
- \*63mm Dia Column
- \*540mm Dia base
- \*Brushed stainless steel
- ( for tops 600 ~ 1000 )



### DKTL - (W/B)

- \*1000mm High
- \*102mm Dia Column
- \*720mm Dia base
- \*Satin White/Black Powder coat
- ( for tops 900 ~ 1200 )




### DK6-9 (W/B)

- \*700mm High
- \*63mm Dia Column
- \*540mm Dia base
- \*Brushed stainless steel,
- Satin White or Black Powder coat
- ( for tops 600 ~ 1000 )

stockexpress® | White tops-25mm With matching ABS

### Round

- \* R-600 | 600mm Dia
- \* R-700 | 700mm Dia
- \* R-750 | 750mm Dia
- \* R-900 | 900mm Dia
- \* R-1000 | 1000mm Dia
- \* R-1200 | 1200mm Dia



### Square shape

- \* RT-6060 | 600 SQ
- \* DIA7070 | 700 SQ
- \* DIA7575 | 750 SQ
- \* DIA9090 | 900 SQ
- \* DIA1010 | 1000 SQ
- \* DIA1212 | 1200 SQ



### DK10-12 (W)

- \*700mm High
- \*76mm Dia Column
- \*720mm Dia base
- \*Brushed stainless steel or
- Satin White Powder coat
- ( for tops 1100 ~ 1400 )

## Options:

Power coat in specific colour | Specific worktop surfaces | Shark nose edge | Power modules | Special size tops | Cut down to specific Height



